

Safety at Industriepark Höchst



1. Traffic safety

- You must follow German traffic laws in Industriepark Höchst (*Straßenverkehrsordnung*).
- The maximum speed limit is 30 km/h. Exceptions are indicated by traffic signs.
- Always yield to trains.
- Watch out for special-purpose vehicles in all areas of Industriepark Höchst.
- Pedestrians must use the sidewalks.
- Traffic accidents must be reported (dial 112 from within the park, or 069-305-112 from a cell phone to reach the emergency dispatcher).

Skateboards, rollerblades and kickboards are strictly prohibited.



2. Smoking

- There is a blanket ban on smoking in Industriepark Höchst.
- Smoking is only allowed in specially marked areas.
- The ban on smoking also applies inside vehicles.



- In areas identified as explosion-hazard areas, do not carry matches, electrical devices (see no. 11) or lighters.

3. Prohibition of alcohol and drugs

- Drugs and alcoholic beverages may not be brought into or consumed in Industriepark Höchst.
- No one may enter Industriepark Höchst while under the influence of drugs or alcohol.



4. Animals

Animals may not be brought into Industriepark Höchst.



5. Sign-in at the plant

- You must sign in at the designated plant sign-in desk. There are signs identifying sign-in desks.
- You may not begin work until you have signed in, received safety instructions, and obtained authorization to begin work.
- You must sign out again at the sign-in desk when leaving the plant.
- Plant equipment may not be operated, modified or removed without the plant's permission.

6. Photographs and filming

Taking photographs and filming using photo cameras, video cameras or cell phones is strictly prohibited. If you need a photography or filming permit, please contact the Service Center. The Service Center can be reached at 069-305-2455 or 069-305-24780.



7. First aid

In case of injuries, you can call the emergency number or go to the Industrial Clinic for assistance or help.
Building D 810




8. Gas alarm (external or outdoor hazard)

- Sirens will warn you if a hazardous gas leak has occurred

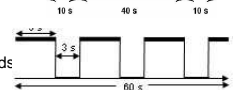
Plant gas alarm

Signal issued by: wall siren, continuous alarm for 60 seconds



Roof sirens

Signal issued by: sirens, intermittent alarm for 60 seconds



- In the event of a gas alarm, follow the instructions of the plant personnel and/or park fire department or corporate security officers.

If you are in a building, you should:

- Remain calm
- Close windows and doors
- Go to the meeting point inside the building (see the building's alarm plan)
- Follow the instructions given by the plant supervisors and/or the safety coordinator for the building
- Do not leave the building until the all-clear has been sounded

If you are outdoors, you should:

- Remain calm
- Avoid a gas cloud by moving at right angles to wind direction; go into the nearest enclosed building immediately and go to the meeting point there (see alarm plan in the building)

- You will receive more information at the meeting point

In the car:

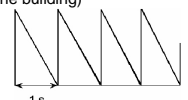
- Stay inside the car
- Close the windows
- Turn off the A/C or ventilation
- Avoid a gas cloud by moving at right angles to wind direction; make detours around roadblocks as needed
- To determine the direction of the wind, look at the exhaust air from the stacks, the direction of the steam from the cooling towers and, in some places, the windsocks

In the park bus:

- The buses are notified immediately of any gas alarm
- Park buses will not drive into at-risk areas
- Buses located in an at-risk area will receive instructions as to where to drive to

9. Evacuation alarm (emergency in the building)

Signal duration: unlimited
Signal issued by: intermittent siren
Signal initiated by blue call point or in accordance with the alarm plan in the building



You should:

- Leave the jobsite or building through the indicated escape routes.
- Proceed to the agreed-upon meeting point outside the building (see the alarm plans in the buildings).
- Follow the instructions given by plant personnel.



10. Fire, accident, environmental contamination, road accident, medical emergency

- Issue emergency call (dial 112 in the park, 069-305-112 from a mobile phone, or fire alarm) and notify affected plant.
- To obtain prompt medical attention for injuries or acute illnesses, you should proceed to the Industrial Clinic (Building D 810) after receiving first aid from the park's first responders.

11. Ban on electrical devices in explosion-hazard areas

Electrical devices such as laptops or mobile phones may not be brought into explosion-hazard areas. This also applies to explosion-proof mobile phones and electrical devices that have been turned off.

12. Camera surveillance

Areas under video surveillance are identified by this symbol. The outer perimeter of IPH is under video surveillance.

Please note:

Children under the age of 14 are not allowed to enter Industriepark Höchst.

I hereby consent to the storage, processing and use of my personal data.

I have received and accepted the Safety Rules



Accident • Fire • Traffic accident

Emergency:

Intern 112

Cellphone 069 305 - 112

Attention! Important informations:

You will find the safety film of the industrial park at the following homepage: <http://www.infraserv.com/sicherheitsfilm>

Please watch this safety film necessarily before you arrive to the industrial park in order to acquaint our safety arrangements

Item you will find a direction map on the following homepage to industrial park Höchst: www.infraserv.com/anfahrt